



Club Health Assessment for District 202 D through June 2025

			Status	Membership							Reports					Finance	LCIF
Club Number	Club Name	Charter Date		Current Member Count	YTD Members Added	YTD Members Dropped	YTD Net Growth	YTD Net Growth%	Member Count 12 Months Ago	Avg. length of service for dropped members	Months Since Last MMR ***	Yrs. Since Last Officer Report	President Rotation	Vice President Reported ****	Months Since Last Activity Report ***	Account Balance	Donations for current Fiscal Year
			Number of times on status quo within last two years	If below 15 members appears				If net loss is greater than 20% appears			If no report in 3 months appears in	When more than one year appears in	Number of repeat terms	Notes the officers that do not have an active	If no report at 12 months appears in red		
Clubs less than two years old																	
182564	Hawera	06/03/2025	Newly Chartered	21	21	0	21	100.00%	0		0			P,S,T,M,VP SC	0		\$12.86
156492	Palmerston North Clearview Park Exc Award (06/30/2024)	11/02/2023	Active	24	1	1	0	0.00%	24	2	1		None	P,S,T,M,VP SC	1		\$148.59
Clubs more than two years old																	
23244	ASHHURST POHANGINA	10/26/1971	Active	22	2	3	-1	-4.35%	23	15	0		5	P,S,T,M,VP SC	24+	90+ Days	
23245	BELL BLOCK AND DISTRICTS Exc Award (06/30/2016)	05/17/1972	Active	22	0	1	-1	-4.35%	23	1	4			P,S,T,M,VP SC	1		\$70.00
31079	COLYTON-BUNNYTHORPE Exc Award (06/30/2016, 06/30/2017, 06/30/20)	07/10/1975	Active	39	0	1	-1	-2.50%	40	9	5			P,S,T,M,VP SC	12		
23247	ELTHAM Exc Award (06/30/2016, 06/30/2017, 06/30/20)	10/13/1970	Active	39	1	3	-2	-4.88%	41	17	0			P,S,T,M,VP SC	1		\$874.23
23248	FEILDING	12/14/1961	Active	34	2	5	-3	-8.11%	37	14	0		2	P,S,T,M,VP SC	24+		\$1,188.73
34474	FEILDING MANCHESTER	09/20/1977	Active	25	0	7	-7	-21.88%	32	19	0			P,S,T,M,VP SC	0		
23249	FOXTON Exc Award (06/30/2017)	12/16/1965	Active	12	2	2	0	0.00%	12	25	0		2	P,S,T,M,VP SC	2		
53041	FOXTON TE AWAHOU	05/01/1992	Active	17	1	3	-2	-10.53%	19	26	1			P,S,T,M,VP SC	0		\$119.24
52903	HAWERA MT VIEW	04/21/1992	Active	27	1	2	-1	-3.57%	28	8	1		2	P,S,T,M,VP SC	4		\$232.38
23251	HUNTERVILLE	05/15/1967	Active	33	0	0	0	0.00%	33		1		None	P,S,T,M,VP SC	12		
23252	INGLEWOOD Exc Award (06/30/2018, 06/30/2023, 06/30/20)	05/02/1967	Active	33	0	2	-2	-5.71%	35	16	1			P,S,T,M,VP SC	15		\$234.33
23253	KAIRANGA Exc Award (06/30/2017, 06/30/2018, 06/30/20)	06/15/1973	Active	42	3	2	1	2.44%	41	5	5			P,S,T,M,VP SC	0		\$298.09
23255	KAPONGA Exc Award (06/30/2018, 06/30/2023)	03/29/1972	Active	34	4	3	1	3.03%	33	12	2			P,S,T,M,VP SC	0		\$5,810.46
23259	MARTON	03/24/1964	Active	26	10	6	4	18.18%	22	3	1			P,S,T,M,VP SC	1		
141620	New Plymouth Central	06/20/2020	Active	31	6	3	3	10.71%	28	2	0			P,S,T,M,VP SC	0		\$281.64




Club Health Assessment for District 202 D through June 2025

			Status	Membership							Reports					Finance		LCIF
Club Number	Club Name	Charter Date		Current Member Count	YTD Members Added	YTD Members Dropped	YTD Net Growth	YTD Net Growth%	Member Count 12 Months Ago	Avg. length of service for dropped members	Months Since Last MMR ***	Yrs. Since Last Officer Report	President Rotation	Vice President Reported ****	Months Since Last Activity Report ***	Account Balance	Donations for current Fiscal Year	
			Number of times on status quo within last two years	If below 15 members appears				If net loss is greater than 20% appears			If no report in 3 months appears in	When more than one year appears in	Number of repeat terms	Notes the officers that do not have an active	If no report at 12 months appears in red			
Exc Award (06/30/2021, 06/30/2022, 06/30/2023)																		
41211	NEW PLYMOUTH PAKEKE	04/02/1982	Active	41	6	0	6	17.14%	35		0			P,S,T,M,VP SC	1		\$298.09	
Exc Award (06/30/2021)																		
36405	NORMANBY & DISTRICTS L C	12/20/1978	Active	32	2	7	-5	-13.51%	37	19	0			P,S,T,M,VP SC	0		\$235.98	
Exc Award (06/30/2016, 06/30/2017, 06/30/2018)																		
23263	OKATO	05/10/1970	Active	18	1	0	1	5.88%	17		3		2	P,S,T,M,VP SC	0		\$107.31	
23264	OPUNAKE	10/10/1968	Active	48	24	23	1	2.13%	47	5	0			P,S,T,M,VP SC	3		\$342.74	
Exc Award (06/30/2020, 06/30/2024)																		
52904	OPUNAKE LAKESIDE	04/20/1992	Active	10	0	4	-4	-28.57%	14	4	4		None	P,S,T,M,VP SC	4		\$113.12	
31171	PALMERSTON NORTH FITZHERBERT	09/08/1975	Active	20	2	5	-3	-13.04%	23	11	0			P,S,T,M,VP SC	0		\$452.84	
Exc Award (06/30/2024)																		
53495	PALMERSTON NORTH HEARTLAND	07/01/1992	Active	36	6	10	-4	-10.00%	40	4	0			P,S,T,M,VP SC	1		\$357.66	
Exc Award (06/30/2016, 06/30/2019, 06/30/2020)																		
23269	PALMERSTON NORTH MID DISTRICT	10/22/1968	Active	54	6	2	4	8.00%	50	36	0			P,S,T,M,VP SC	0		\$10.00	
Exc Award (06/30/2020)																		
48732	PALMERSTON NORTH PAPAIOEA ROSE CITY	06/22/1988	Active	15	0	4	-4	-21.05%	19	13	0			P,S,T,M,VP SC	0		\$578.05	
Exc Award (06/30/2020)																		
23270	PATEA	09/30/1969	Active	9	1	3	-2	-18.18%	11	10	1		2	P,S,T,M,VP SC	0			
23273	RONGOTE A & DISTRICT	07/03/1968	Active	47	3	1	2	4.44%	45	23	0			P,S,T,M,VP SC	2		\$470.00	
Exc Award (06/30/2016)																		
23274	RUAPEHU LIONS CLUB	08/18/1965	Active	16	0	0	0	0.00%	16		3		5	P,S,T,M,VP SC	0		\$608.45	
23276	STRATFORD	11/29/1962	Active	48	6	2	4	9.09%	44	10	1			P,S,T,M,VP SC	0			
Exc Award (06/30/2022, 06/30/2023, 06/30/2024)																		
34690	TOKO & DISTRICTS L C	11/29/1977	Active	37	2	2	0	0.00%	37	38	0			P,S,T,M,VP SC	2		\$1,729.74	
Exc Award (06/30/2019, 06/30/2023)																		
23282	WAITARA	12/07/1966	P- Active	3	1	11	-10	-76.92%	13	31	0		2	P,S,T,M,VP SC	3			
Exc Award (06/30/2016)																		



Club Health Assessment for District 202 D through June 2025

				Status	Membership							Reports					Finance	LCIF
Club Number	Club Name	Charter Date			Current Member Count	YTD Members Added	YTD Members Dropped	YTD Net Growth	YTD Net Growth%	Member Count 12 Months Ago	Avg. length of service for dropped members	Months Since Last MMR ***	Yrs. Since Last Officer Report	President Rotation	Vice President Reported ****	Months Since Last Activity Report ***	Account Balance	Donations for current Fiscal Year
				Number of times on status quo within last two years	If below 15 members appears			If net loss is greater than 20% appears				If no report in 3 months appears in	When more than one year appears in	Number of repeat terms		Notes the officers that do not have an active	If no report at 12 months appears in red	
23283	WANGANUI L C	08/22/1961	Active		21	2	2	0	0.00%	21	9	6		3	P,S,T,M,VP SC	13		
23285	WAVERLEY	04/06/1967	Active		20	0	7	-7	-25.93%	27	15	0			P,S,T,M,VP SC	19		

Clubs Cancelled Previous Fiscal Year – Clubs Cancelled within last 12 months may be reinstated

Club Number	Club Name	Charter Date	Current Status*	Cancellation Date
53018	FEILDING KOWHAI	05/05/1992	Cancelled(6*)	12/29/2023

Current Total Clubs Count	YTD New Clubs Count	YTD Cancelled Clubs Count	YTD Net Club Gain	Current Total Members Count	YTD Add	YTD Drop	YTD Net Growth	YTD Net Growth %	Member Count 12 Months Ago	Average Member Count Per Club	% of Clubs with less than 20 members	% No MMR in 3 Months	% No Officer Report in 12 Months	% of Clubs with balance 90+ days	Number of Clubs in Status Quo	% Status Quo Clubs in Financial Suspension	Number of Cancelled Clubs	Average Cancelled Club Age	Members Lost Due to Cancellation	% of Clubs Cancelled for Non-Financial Reasons
34	1	0	1	956	116	127	-11	-1.14%	967	28	24%	21%	0%	3%	0	0%	0	0	0	0%

* - P - Priority Club. Cancellation Reasons: 1-Objectives/conduct, 2-Non-active club, 5-Non-existing club, 6-Disbanding, 7-Merger, 8-Financial Suspension, 9-District/Multiple District Dues.

** - Abbreviation: P-President, S-Secretary, T-Treasurer, M-Member Chairperson, VP-First Vice President, MC-Communications Chairperson, SC-Service Chairperson

*** - Abbreviation: N/R - Never reported using the Lions Clubs website, N/A - Not applicable, No password registered for the Lions Clubs website.

**** - Abbreviation: N - New, IP - Immediate Past, R - Repeat.



Club Health Assessment for District 202 E through June 2025

			Status	Membership							Reports					Finance		LCIF
Club Number	Club Name	Charter Date		Current Member Count	YTD Members Added	YTD Members Dropped	YTD Net Growth	YTD Net Growth%	Member Count 12 Months Ago	Avg. length of service for dropped members	Months Since Last MMR ***	Yrs. Since Last Officer Report	President Rotation	Vice President Reported ****	Months Since Last Activity Report ***	Account Balance	Donations for current Fiscal Year	
			Number of times on status quo within last two years	If below 15 members appears				If net loss is greater than 20% appears			If no report in 3 months appears in	When more than one year appears in	Number of repeat terms	Notes the officers that do not have appears in an active	If no report at 12 months red			
Clubs more than two years old																		
43105	AHAURA GREY VALLEY	10/18/1983	Active	16	0	0	0	0.00%	16		15		None	P,S,T,M,VP SC	22			
23286	AKAROA AND BAYS L C	12/29/1971	Active	48	9	3	6	14.29%	42	7	0			P,S,T,M,VP SC	24+			
Exc Award (06/30/2016, 06/30/2017)																		
35627	AMBERLEY DISTRICT L C	05/02/1978	Active	37	0	5	-5	-11.90%	42	18	0			P,S,T,M,VP SC	0			
Exc Award (06/30/2019)																		
23287	AMURI	06/29/1972	Active	29	1	2	-1	-3.33%	30	13	0		2	P,S,T,M,VP SC	1	90+ Days		
53205	Beavertown Blenheim	06/01/1992	Active	27	1	3	-2	-6.90%	29	14	1		4	P,S,T,M,VP SC	1		\$58.58	
Exc Award (06/30/2016, 06/30/2018, 06/30/20)																		
23289	BLENHEIM	02/25/1963	Active	59	18	19	-1	-1.67%	60	13	0			P,S,T,M,VP SC	0		\$2,159.07	
Exc Award (06/30/2017, 06/30/2018, 06/30/20)																		
23290	CHEVIOT	12/04/1968	Active	23	2	2	0	0.00%	23	15	5			P,S,T,M,VP SC	24+			
59866	CHRISTCHURCH CHINESE	07/16/1997	Active	32	9	1	8	33.33%	24	20	0			P,S,T,M,VP SC	4		\$327.90	
66350	CHRISTCHURCH CITY BREAKFAST	06/28/2002	Active	7	0	1	-1	-12.50%	8	3	7		None	P,S,T,M,VP SC	24			
Exc Award (06/30/2019)																		
33893	CHRISTCHURCH FERRYMEAD	05/12/1977	Cancelled(7*)	0	0	15	-15	-100.00%	15	18	0		None	P,S,T,M,VP SC	1		\$1,002.26	
23291	CHRISTCHURCH HOST	09/30/1959	Active	14	0	0	0	0.00%	14		12			P,S,T,M,VP SC	0		\$149.05	
Exc Award (06/30/2016)																		
53121	CHRISTCHURCH PEGASUS	05/18/1992	Active	9	4	4	0	0.00%	9	9	0			P,S,T,M,VP SC	24+			
48874	CHRISTCHURCH SEAVIEW	08/26/1988	Cancelled(6*)	0	0	0	0	0.00%	0		12		None	P,S,T,M,VP SC	24+			
Exc Award (06/30/2019)																		
23293	Christchurch South Ferrymead	02/02/1966	Active	18	5	2	3	20.00%	15	26	1		None	P,S,T,M,VP SC	14		\$297.18	
23295	ELLESMERE	02/12/1970	Active	65	4	4	0	0.00%	65	13	1			P,S,T,M,VP SC	2		\$556.96	
Exc Award (06/30/2016)																		
40323	GLENMARK	08/28/1981	Active	32	2	2	0	0.00%	32	32	0			P,S,T,M,VP SC	2			
23315	GOLDEN BAY	08/25/1964	Active	24	2	4	-2	-7.69%	26	13	2		2	P,S,T,M,VP SC	24+			
Exc Award (06/30/2016, 06/30/2020)																		



Club Health Assessment for District 202 E through June 2025

			Status	Membership							Reports					Finance	LCIF
Club Number	Club Name	Charter Date		Current Member Count	YTD Members Added	YTD Members Dropped	YTD Net Growth	YTD Net Growth%	Member Count 12 Months Ago	Avg. length of service for dropped members	Months Since Last MMR ***	Yrs. Since Last Officer Report	President Rotation	Vice President Reported ****	Months Since Last Activity Report ***	Account Balance	Donations for current Fiscal Year
			Number of times on status quo within last two years	If below 15 members appears				If net loss is greater than 20% appears			If no report in 3 months appears in	When more than one year appears in	Number of repeat terms	Notes the officers that do not have an active	If no report at 12 months appears in red		
23298	GREYMOUTH	09/21/1963	Active	26	1	4	-3	-10.34%	29	7	0		2	P,S,T,M,VP SC	24+		\$366.35
35628	HALSWELL DISTRICT L C	05/12/1978	Active	30	7	1	6	25.00%	24	47	1		3	P,S,T,M,VP SC	13		\$238.47
Exc Award (06/30/2017, 06/30/2022)																	
43107	HANMER SPRINGS	10/18/1983	Active	9	0	2	-2	-18.18%	11	33	1		None	P,S,T,M,VP SC	1		
23299	HAVELOCK	02/08/1966	Active	28	4	0	4	16.67%	24		0			P,S,T,M,VP SC	1		\$312.22
Exc Award (06/30/2017, 06/30/2019, 06/30/20)																	
33579	HAWARDEN WAIKARI	03/29/1977	Active	30	2	2	0	0.00%	30	28	0			P,S,T,M,VP SC	3		
Exc Award (06/30/2016, 06/30/2019)																	
23300	HOKITIKA	10/05/1965	Active	9	0	12	-12	-57.14%	21	2	0		2	P,S,T,M,VP SC	20		
Exc Award (06/30/2016, 06/30/2022)																	
23301	KAIKOURA	08/31/1964	Active	30	4	6	-2	-6.25%	32	6	1		2	P,S,T,M,VP SC	1		\$596.18
Exc Award (06/30/2016, 06/30/2019, 06/30/20)																	
52305	KAIKOURA SEAWARD	12/19/1991	Active	34	5	5	0	0.00%	34	11	0		2	P,S,T,M,VP SC	0		\$625.79
Exc Award (06/30/2017, 06/30/2019, 06/30/20)																	
23303	MALVERN	09/07/1971	Active	54	5	5	0	0.00%	54	15	0			P,S,T,M,VP SC	0		\$3,166.92
Exc Award (06/30/2016, 06/30/2019)																	
23305	MOTUEKA	02/27/1964	Active	22	7	5	2	10.00%	20	9	0			P,S,T,M,VP SC	6		\$585.84
Exc Award (06/30/2016)																	
23306	NELSON HOST	11/21/1962	Active	29	2	9	-7	-19.44%	36	8	0		2	P,S,T,M,VP SC	3		\$356.62
Exc Award (06/30/2016, 06/30/2023)																	
145142	Nelson Lioness	03/01/2021	Active	0	0	20	-20	-100.00%	20	4	0		None	P,S,T,M,VP SC	1		\$178.85
Exc Award (06/30/2023)																	
23307	NEW BRIGHTON	09/09/1963	Active	23	1	2	-1	-4.17%	24	5	0		7	P,S,T,M,VP SC	0		\$312.22
Exc Award (06/30/2016, 06/30/2018, 06/30/20)																	
37529	OXFORD & DISTRICTS L C	09/05/1979	Active	46	11	6	5	12.20%	41	9	0		2	P,S,T,M,VP SC	1		\$585.84
Exc Award (06/30/2020, 06/30/2023)																	
23308	PICTON	12/02/1965	Active	23	1	2	-1	-4.17%	24	39	2		None	P,S,T,M,VP SC	24+		\$936.67
Exc Award (06/30/2020, 06/30/2021)																	
23309	RANGIORA	07/04/1963	Active	30	2	2	0	0.00%	30	28	2			P,S,T,M,VP SC	1		\$674.78



Club Health Assessment for District 202 E through June 2025

			Status	Membership							Reports					Finance		LCIF
Club Number	Club Name	Charter Date		Current Member Count	YTD Members Added	YTD Members Dropped	YTD Net Growth	YTD Net Growth%	Member Count 12 Months Ago	Avg. length of service for dropped members	Months Since Last MMR ***	Yrs. Since Last Officer Report	President Rotation	Vice President Reported ****	Months Since Last Activity Report ***	Account Balance	Donations for current Fiscal Year	
			Number of times on status quo within last two years	If below 15 members appears			If net loss is greater than 20% appears			If no report in 3 months appears in			When more than one year appears in	Number of repeat terms	Notes the officers that do not have appears in an active	If no report at 12 months red		
Exc Award (06/30/2019)																		
145141	Rangiora Lioness	03/01/2021	Active	6	3	5	-2	-25.00%	8	3	0		None	P,S,T,M,VP SC	3		\$124.89	
23310	RENWICK	09/21/1970	Active	12	0	4	-4	-25.00%	16	10	1		6	P,S,T,M,VP SC	12		\$298.09	
23311	RICHMOND	11/06/1968	Active	23	4	0	4	21.05%	19		0			P,S,T,M,VP SC	2		\$298.37	
Exc Award (06/30/2019, 06/30/2024)																		
35496	ROLLESTON & DISTRICTS	04/27/1978	Active	44	8	3	5	12.82%	39	8	0			P,S,T,M,VP SC	3		\$1,400.99	
Exc Award (06/30/2016, 06/30/2018, 06/30/2020)																		
23312	SEDDON	09/08/1970	Active	37	3	2	1	2.78%	36	2	1			P,S,T,M,VP SC	2		\$589.94	
Exc Award (06/30/2020, 06/30/2024)																		
65303	SELWYN	05/15/2002	Active	25	4	2	2	8.70%	23	3	0			P,S,T,M,VP SC	0		\$570.69	
Exc Award (06/30/2016, 06/30/2018, 06/30/2020)																		
23320	WIGRAM	11/20/1972	Active	48	24	18	6	14.29%	42	23	0			P,S,T,M,VP SC	0		\$298.09	
Exc Award (06/30/2017, 06/30/2018, 06/30/2020)																		
45012	WOODEND PEGASUS	05/08/1985	Active	19	8	1	7	58.33%	12	19	1		2	P,S,T,M,VP SC	6	90+ Days		
Exc Award (06/30/2022)																		

Clubs Cancelled Previous Fiscal Year – Clubs Cancelled within last 12 months may be reinstated

Club Number	Club Name	Charter Date	Current Status*	Cancellation Date
133490	Wigram Skies Area	01/09/2018	Cancelled(6*)	06/29/2024

Current Total Clubs Count	YTD New Clubs Count	YTD Cancelled Clubs Count	YTD Net Club Gain	Current Total Members Count	YTD Add	YTD Drop	YTD Net Growth	YTD Net Growth %	Member Count 12 Months Ago	Average Member Count Per Club	% of Clubs with less than 20 members	% No MMR in 3 Months	% No Officer Report in 12 Months	% of Clubs with balance 90+ days	Number of Clubs in Status Quo	% Status Quo Clubs in Financial Suspension	Number of Cancelled Clubs	Average Cancelled Club Age	Members Lost Due to Cancellation	% of Clubs Cancelled for Non-Financial Reasons
39	0	2	-2	1,077	163	185	-22	-2.00%	1,099	28	28%	10%	0%	5%	0	0%	2	45	15	100%

* - P - Priority Club. Cancellation Reasons: 1-Objectives/conduct, 2-Non-active club, 5-Non-existing club, 6-Disbanding, 7-Merger, 8-Financial Suspension, 9-District/Multiple District Dues.

** - Abbreviation: P-President, S-Secretary, T-Treasurer, M-Member Chairperson, VP-First Vice President, MC-Communications Chairperson, SC-Service Chairperson

*** - Abbreviation: N/R - Never reported using the Lions Clubs website, N/A - Not applicable, No password registered for the Lions Clubs website.

**** - Abbreviation: N - New, IP - Immediate Past, R - Repeat.



Club Health Assessment for District 202 F through June 2025

			Status	Membership							Reports					Finance		LCIF
Club Number	Club Name	Charter Date		Current Member Count	YTD Members Added	YTD Members Dropped	YTD Net Growth	YTD Net Growth%	Member Count 12 Months Ago	Avg. length of service for dropped members	Months Since Last MMR ***	Yrs. Since Last Officer Report	President Rotation	Vice President Reported ****	Months Since Last Activity Report ***	Account Balance	Donations for current Fiscal Year	
			Number of times on status quo within last two years	If below 15 members appears				If net loss is greater than 20% appears			If no report in 3 months appears in	When more than one year appears in	Number of repeat terms	Notes the officers that do not have an active	If no report at 12 months red			
Clubs more than two years old																		
23321	ALEXANDRA	04/05/1967	Active	39	9	1	8	25.81%	31	3	3		2	P,S,T,M,VP SC	0			
53890	ALEXANDRA DUNSTAN	12/09/1992	Cancelled(6*)	0	0	0	0	0.00%	0		12	1	None	P,S,T,M,VP SC	24+			
136199	Balclutha	08/30/2018	Active	6	0	0	0	0.00%	6		0		None	P,S,T,M,VP SC	6			
55021	BALCLUTHA CLUTHA VALLEY	11/03/1993	Active	32	0	0	0	0.00%	32		12			P,S,T,M,VP SC	24+			
36498	BALFOUR	01/23/1979	Active	27	0	5	-5	-15.63%	32	18	0			P,S,T,M,VP SC	1		\$292.92	
23324	CLINTON	11/08/1967	Active	39	0	5	-5	-11.36%	44	17	3		2	P,S,T,M,VP SC	24+			
122433	Clyde & Districts	06/16/2014	Active	36	0	2	-2	-5.26%	38	15	0			P,S,T,M,VP SC	2		\$228.50	
23325	CROMWELL	06/10/1969	Active	69	5	10	-5	-6.76%	74	11	0			P,S,T,M,VP SC	0		\$1,018.97	
53901	CROMWELL LAKE DUNSTAN	12/15/1992	Active	25	1	2	-1	-3.85%	26	6	4			P,S,T,M,VP SC	3		\$159.58	
53928	GORE HOKONUI	12/22/1992	Active	28	1	4	-3	-9.68%	31	17	0		2	P,S,T,M,VP SC	0		\$305.05	
23330	GORE HOST	04/30/1963	Active	22	0	0	0	0.00%	22		12			P,S,T,M,VP SC	0			
45183	GORE PAKEKE	06/13/1985	Active	45	0	4	-4	-8.16%	49	12	0			P,S,T,M,VP SC	13			
53464	GORE RIVER VALLEY	06/29/1992	Active	49	1	2	-1	-2.00%	50	10	1		2	P,S,T,M,VP SC	0		\$1,446.05	
Exc Award (06/30/2016, 06/30/2022)																		
54474	INVERCARGILL CENTRAL	05/17/1993	Active	20	0	1	-1	-4.76%	21	17	3		8	P,S,T,M,VP SC	0		\$167.28	
23332	INVERCARGILL HOST	05/14/1962	Cancelled(6*)	0	0	0	0	0.00%	0		1	1	None	P,S,T,M,VP SC	15		\$214.81	
23335	LAWRENCE	07/14/1971	Active	38	3	3	0	0.00%	38	25	1			P,S,T,M,VP SC	0		\$42.84	
23336	LUMSDEN	10/07/1964	Active	8	0	5	-5	-38.46%	13	11	0		2	P,S,T,M,VP SC	24+			
23337	MAKAREWA	11/14/1967	Active(1)	16	0	0	0	0.00%	16		12		2	P,S,T,M,VP SC	14		\$241.99	
23338	MANIOTOTO	02/23/1964	Active	49	1	2	-1	-2.00%	50	16	0		None	P,S,T,M,VP SC	24+		\$282.80	
23339	MATAURA	02/12/1969	Active	11	1	2	-1	-8.33%	12	3	0		2	P,S,T,M,VP SC	1			
Exc Award (06/30/2023)																		
23342	MOSSBURN	12/21/1972	Active	17	0	1	-1	-5.56%	18	14	7		2	P,S,T,M,VP SC	22			
23344	OHA! NIGHTCAPS L C	07/24/1968	Active	14	2	3	-1	-6.67%	15	21	1			P,S,T,M,VP SC	0		\$349.67	



Club Health Assessment for District 202 F through June 2025

			Status	Membership						Reports					Finance		LCIF
Club Number	Club Name	Charter Date		Current Member Count	YTD Members Added	YTD Members Dropped	YTD Net Growth	YTD Net Growth%	Member Count 12 Months Ago	Avg. length of service for dropped members	Months Since Last MMR ***	Yrs. Since Last Officer Report	President Rotation	Vice President Reported ****	Months Since Last Activity Report ***	Account Balance	Donations for current Fiscal Year
			Number of times on status quo within last two years	If below 15 members appears				If net loss is greater than 20% appears			If no report in 3 months appears in	When more than one year appears in	Number of repeat terms	Notes the officers that do not have an active	If no report at 12 months appears in red		
33244	OMAKAU DISTRICTS	01/07/1977	Active	18	1	0	1	5.88%	17		1			P,S,T,M,VP SC	14		
23346	OWAKA	04/25/1972	Active	38	0	0	0	0.00%	38		1			P,S,T,M,VP SC	24+		
23349	QUEENSTOWN	11/24/1970	Active	28	1	2	-1	-3.45%	29	7	0			P,S,T,M,VP SC	1		
31134	RIVERSDALE	08/15/1975	Active	32	1	0	1	3.23%	31		11			P,S,T,M,VP SC	13		\$594.37
23350	RIVERTON	10/19/1965	Active	40	1	2	-1	-2.44%	41	30	1			P,S,T,M,VP SC	0		\$298.09
23351	ROXBURGH & DISTRICT L C	06/02/1971	Active	23	8	4	4	21.05%	19	5	0		3	P,S,T,M,VP SC	1		
23352	STEWART ISLAND L C	03/21/1969	Cancelled(8*)	0	1	9	-8	-100.00%	8	20	0		None	P,S,T,M,VP SC	1	90+ Days	
23353	TE ANAU	10/05/1964	Active	19	0	3	-3	-13.64%	22	27	4		2	P,S,T,M,VP SC	5		
54552	TE ANAU KEPLER	06/03/1993	Active	10	1	1	0	0.00%	10	4	7			P,S,T,M,VP SC	0		\$122.75
37379	TOI TOIS L C	06/27/1979	Active	47	1	1	0	0.00%	47	5	0			P,S,T,M,VP SC	1		
23354	TUATAPERE	03/15/1965	Active	36	0	0	0	0.00%	36		12			P,S,T,M,VP SC	19		
122414	Waihopai City	06/11/2014	Active	27	5	2	3	12.50%	24	21	0		2	P,S,T,M,VP SC	1		\$1,408.39
23355	WAIKIWI	05/28/1968	Active	15	1	1	0	0.00%	15	18	1		2	P,S,T,M,VP SC	1		\$506.75
29889	WANAKA & DISTRICTS	10/31/1974	Active	33	2	2	0	0.00%	33	53	0			P,S,T,M,VP SC	5		\$481.48
54300	WANAKA UPPER CLUTHA	03/31/1993	Active	37	4	5	-1	-2.63%	38	14	1		2	P,S,T,M,VP SC	6		
Exc Award (06/30/2018)																	
23357	WEST OTAGO L C	05/02/1968	Active	50	7	1	6	13.64%	44	8	0			P,S,T,M,VP SC	0		\$274.20
23358	WINTON	10/21/1964	Active	33	6	5	1	3.13%	32	31	0			P,S,T,M,VP SC	2		
23359	WYNDHAM	10/20/1965	Active	22	2	2	0	0.00%	22	44	0			P,S,T,M,VP SC	2		\$447.14
54408	WYNDHAM PIONEER	04/29/1993	Active	20	1	4	-3	-13.04%	23	29	0			P,S,T,M,VP SC	0		\$130.76

Clubs Cancelled Previous Fiscal Year – Clubs Cancelled within last 12 months may be reinstated

Club Number	Club Name	Charter Date	Current Status*	Cancellation Date
47562	RANFURLY MANIOTOTO PAKEKE	06/26/1987	Cancelled(6*)	07/29/2023



Club Health Assessment for District 202 F through June 2025

Club Number			Club Name			Charter Date			Status					Membership					Reports					Finance		LCIF
									Current Member Count	YTD Members Added	YTD Members Dropped	YTD Net Growth	YTD Net Growth%	Member Count 12 Months Ago	Avg. length of service for dropped members	Months Since Last MMR ***	Yrs. Since Last Officer Report	President Rotation	Vice President Reported ****	Months Since Last Activity Report ***	Account Balance	Donations for current Fiscal Year				
									Number of times on status quo within last two years	If below 15 members appears			If net loss is greater than 20% appears			If no report in 3 months appears in		When more than one year appears in	Number of repeat terms	Notes the officers that do not have an active		If no report at 12 months appears in red				
Current Total Clubs Count	YTD New Clubs Count	YTD Cancelled Clubs Count	YTD Net Club Gain	Current Total Members Count	YTD Add	YTD Drop	YTD Net Growth	YTD Net Growth %	Member Count 12 Months Ago	Average Member Count Per Club	% of Clubs with less than 20 members	% No MMR in 3 Months	% No Officer Report in 12 Months	% of Clubs with balance 90+ days	Number of Clubs in Status Quo	% Status Quo Clubs in Financial Suspension	Number of Cancelled Clubs	Average Cancelled Club Age	Members Lost Due to Cancellation	% of Clubs Cancelled for Non-Financial Reasons						
38	0	3	-3	1,118	67	96	-29	-2.53%	1,147	29	26%	32%	0%	0%	0	0%	3	62	9	67%						

* - P - Priority Club. Cancellation Reasons: 1-Objectives/conduct, 2-Non-active club, 5-Non-existing club, 6-Disbanding, 7-Merger, 8-Financial Suspension, 9-District/Multiple District Dues.

** - Abbreviation: P-President, S-Secretary, T-Treasurer, M-Member Chairperson, VP-First Vice President, MC-Communications Chairperson, SC-Service Chairperson

*** - Abbreviation: N/R - Never reported using the Lions Clubs website, N/A - Not applicable, No password registered for the Lions Clubs website.

**** - Abbreviation: N - New, IP - Immediate Past, R - Repeat.



Club Health Assessment for District 202 J through June 2025

			Status	Membership							Reports					Finance		LCIF
Club Number	Club Name	Charter Date		Current Member Count	YTD Members Added	YTD Members Dropped	YTD Net Growth	YTD Net Growth%	Member Count 12 Months Ago	Avg. length of service for dropped members	Months Since Last MMR ***	Yrs. Since Last Officer Report	President Rotation	Vice President Reported ****	Months Since Last Activity Report ***	Account Balance	Donations for current Fiscal Year	
			Number of times on status quo within last two years	If below 15 members appears				If net loss is greater than 20% appears			If no report in 3 months appears in	When more than one year appears in	Number of repeat terms	Notes the officers that do not have an active	If no report at 12 months appears in red			
Clubs more than two years old																		
23288	ASHBURTON	05/29/1963	Active	48	4	2	2	4.35%	46	17	0			P,S,T,M,VP SC	0		\$482.63	
53019	ASHBURTON COUNTY	05/05/1992	Active	47	2	9	-7	-12.96%	54	14	0			P,S,T,M,VP SC	0		\$740.92	
38703	ASHBURTON PAKEKE	06/03/1980	Active	32	2	3	-1	-3.03%	33	14	0			P,S,T,M,VP SC	0		\$594.37	
29598	DUNEDIN BALMACEWEN	06/28/1974	Active	28	2	2	0	0.00%	28	2	0			P,S,T,M,VP SC	24+		\$1,499.55	
23326	DUNEDIN HOST	11/01/1961	Active	19	4	1	3	18.75%	16	27	2			P,S,T,M,VP SC	4		\$117.17	
Exc Award (06/30/2018)																		
23328	DUNEDIN SOUTH	06/27/1968	Active	15	9	1	8	114.29%	7	20	1		None	P,S,T,M,VP SC	24+		\$1,172.83	
23296	FAIRLIE	08/16/1972	Active	50	4	2	2	4.17%	48	8	0			P,S,T,M,VP SC	0		\$596.18	
23297	GERALDINE	11/04/1966	Active	59	6	6	0	0.00%	59	14	0			P,S,T,M,VP SC	0		\$565.17	
Exc Award (06/30/2021, 06/30/2023)																		
141290	Geraldine Districts Lioness	06/18/2020	Active	32	1	2	-1	-3.03%	33	4	0			P,S,T,M,VP SC	4		\$1,190.55	
23331	GREEN ISLAND	02/10/1971	Active	35	2	7	-5	-12.50%	40	29	0			P,S,T,M,VP SC	1		\$228.50	
43914	HINDS AND DISTRICTS	05/22/1984	Active	55	1	1	0	0.00%	55	0	0			P,S,T,M,VP SC	23		\$2,497.78	
32297	LAKE TEKAPO	05/21/1976	Active	32	2	2	0	0.00%	32	23	1		2	P,S,T,M,VP SC	1		\$633.38	
35967	MAYFIELD & DISTRICT L C	07/14/1978	Active	60	3	5	-2	-3.23%	62	27	1			P,S,T,M,VP SC	1			
23304	METHVEN	06/21/1967	Active	75	3	4	-1	-1.32%	76	22	0			P,S,T,M,VP SC	6		\$613.75	
23340	MILTON	01/24/1968	Active	32	1	2	-1	-3.03%	33	10	0			P,S,T,M,VP SC	3		\$753.77	
97745	MOSGIEL DISTRICT	03/30/2007	P- Active	1	1	0	1	100.00%	0		1		2	P,S,T,M,VP SC	24			
Exc Award (06/30/2018)																		
53207	NORTH OTAGO	06/01/1992	Active	32	1	6	-5	-13.51%	37	14	0			P,S,T,M,VP SC	0		\$635.19	
Exc Award (06/30/2016, 06/30/2023)																		
23343	OAMARU	06/06/1963	Active	24	2	2	0	0.00%	24	9	0		2	P,S,T,M,VP SC	0		\$654.51	
Exc Award (06/30/2021, 06/30/2023)																		
30660	OTAGO PENINSULA	04/29/1975	Active	10	0	0	0	0.00%	10		0			P,S,T,M,VP SC	0			
23347	PALMERSTON	05/20/1968	Active	25	0	2	-2	-7.41%	27	10	1			P,S,T,M,VP SC	24+		\$297.18	
Exc Award (06/30/2021)																		




Club Health Assessment for District 202 J through June 2025

			Status		Membership						Reports					Finance		LCIF		
Club Number	Club Name	Charter Date		Current Member Count	YTD Members Added	YTD Members Dropped	YTD Net Growth	YTD Net Growth%	Member Count 12 Months Ago	Avg. length of service for dropped members	Months Since Last MMR ***	Yrs. Since Last Officer Report	President Rotation	Vice President Reported ****	Months Since Last Activity Report ***	Account Balance	Donations for current Fiscal Year			
			Number of times on status quo within last two years	If below 15 members appears	If net loss is greater than 20% appears						If no report in 3 months appears in	When more than one year appears in	Number of repeat terms	Notes the officers that do not have an active	If no report at 12 months appears in red					
42099	PLEASANT POINT	12/27/1982	Active	56	4	4	0	0.00%	56	30	0			P,S,T,M,VP SC	3		(\$630.03)			
23348	PORT CHALMERS & DISTRICT Exc Award (06/30/2019, 06/30/2021)	06/07/1971	Active	20	0	1	-1	-4.76%	21	4	0			P,S,T,M,VP SC	1		\$1,126.06			
32251	RAKAIA	05/11/1976	Active	28	2	2	0	0.00%	28	11	0			P,S,T,M,VP SC	0		\$1,713.72			
35694	STRATH TAIERI	05/26/1978	Active(1)	12	2	5	-3	-20.00%	15	3	0		None	P,S,T,M,VP SC	24+		\$594.37			
29321	TAIERI Exc Award (06/30/2021)	05/03/1974	Active	44	2	1	1	2.33%	43	37	1			P,S,T,M,VP SC	1	90+ Days	\$596.18			
29888	TEMUKA Exc Award (06/30/2016, 06/30/2018, 06/30/2020)	10/31/1974	Active	33	3	5	-2	-5.71%	35	5	0			P,S,T,M,VP SC	0		\$356.62			
53208	TEMUKA DISTRICT Exc Award (06/30/2018, 06/30/2023)	06/01/1992	Active	39	3	2	1	2.63%	38	20	0			P,S,T,M,VP SC	0		\$594.37			
23316	TIMARU HOST Exc Award (06/30/2023)	12/12/1962	Active	46	7	5	2	4.55%	44	5	0		2	P,S,T,M,VP SC	15		\$565.61			
34229	TIMARU SUBURBAN L C	06/28/1977	Active	29	7	7	0	0.00%	29	38	0			P,S,T,M,VP SC	0		\$187.33			
34296	WAIANAKARUA Exc Award (06/30/2023, 06/30/2024)	06/27/1977	Active(1)	21	1	1	0	0.00%	21	1	0		None	P,S,T,M,VP SC	0					
40324	WAIAREKA VALLEY Exc Award (06/30/2023, 06/30/2024)	08/28/1981	Active	36	2	9	-7	-16.28%	43	26	1			P,S,T,M,VP SC	0		\$638.31			
23318	WAIMATE	03/27/1969	Active	20	3	1	2	11.11%	18	38	1			P,S,T,M,VP SC	24+					
53271	WAIMATE WHITEHORSE	06/11/1992	Active	27	1	0	1	3.85%	26		1			P,S,T,M,VP SC	1		\$594.37			
Current Total Clubs Count	YTD New Clubs Count	YTD Cancelled Clubs Count	YTD Net Club Gain	Current Total Members Count	YTD Add	YTD Drop	YTD Net Growth	YTD Net Growth %	Member Count 12 Months Ago	Average Member Count Per Club	% of Clubs with less than 20 members	% No MMR in 3 Months	% No Officer Report in 12 Months	% of Clubs with balance 90+ days	Number of Clubs in Status Quo	% Status Quo Clubs in Financial Suspension	Number of Cancelled Clubs	Average Cancelled Club Age	Members Lost Due to Cancellation	% of Clubs Cancelled for Non-Financial Reasons
33	0	0	0	1,122	87	102	-15	-1.32%	1,137	34	15%	0%	0%	3%	0	0%	0	0	0	0%



Club Health Assessment for District 202 J through June 2025

			Status	Membership							Reports					Finance	LCIF
Club Number	Club Name	Charter Date		Current Member Count	YTD Members Added	YTD Members Dropped	YTD Net Growth	YTD Net Growth%	Member Count 12 Months Ago	Avg. length of service for dropped members	Months Since Last MMR ***	Yrs. Since Last Officer Report	President Rotation	Vice President Reported ****	Months Since Last Activity Report ***	Account Balance	Donations for current Fiscal Year
			Number of times on status quo within last two years	If below 15 members appears				If net loss is greater than 20% appears			If no report in 3 months appears in	When more than one year appears in	Number of repeat terms	Notes the officers that do not have an active	If no report at 12 months appears in red		

* - P - Priority Club. Cancellation Reasons: 1-Objectives/conduct, 2-Non-active club, 5-Non-existing club, 6-Disbanding, 7-Merger, 8-Financial Suspension, 9-District/Multiple District Dues.
** - Abbreviation: P-President, S-Secretary, T-Treasurer, M-Member Chairperson, VP-First Vice President, MC-Communications Chairperson, SC-Service Chairperson
*** - Abbreviation: N/R - Never reported using the Lions Clubs website, N/A - Not applicable, No password registered for the Lions Clubs website.
**** - Abbreviation: N - New, IP - Immediate Past, R - Repeat.




Club Health Assessment for District 202 K through June 2025

			Status	Membership						Reports					Finance		LCIF
Club Number	Club Name	Charter Date		Current Member Count	YTD Members Added	YTD Members Dropped	YTD Net Growth	YTD Net Growth%	Member Count 12 Months Ago	Avg. length of service for dropped members	Months Since Last MMR ***	Yrs. Since Last Officer Report	President Rotation	Vice President Reported ****	Months Since Last Activity Report ***	Account Balance	Donations for current Fiscal Year
			Number of times on status quo within last two years	If below 15 members appears				If net loss is greater than 20% appears			If no report in 3 months appears in	When more than one year appears in	Number of repeat terms	Notes the officers that do not have an active	If no report at 12 months appears in red		
Clubs less than two years old																	
180120	Tavua Vatukoula	03/31/2025	Active	22	22	0	22	100.00%	0		2			P,S,T,M,VP SC	N/R	90+ Days	
Clubs more than two years old																	
23097	APIA	07/19/1965	Active(2)	11	0	0	0	0.00%	11		19		3	P,S,T,M,VP SC	6		
32119	AUCKLAND BUSINESS	04/19/1976	Active(1)	2	0	2	-2	-50.00%	4	42	0		None	P,S,T,M,VP SC	N/R		
53161	AUCKLAND HILLCREST	05/28/1992	Active	27	3	5	-2	-6.90%	29	14	0			P,S,T,M,VP SC	0		\$298.37
Exc Award (06/30/2021)																	
23100	AVONDALE	10/14/1964	Active	10	3	0	3	42.86%	7		2			P,S,T,M,VP SC	1		\$310.62
23089	BA	03/07/1968	Active	15	0	1	-1	-6.25%	16	4	7		3	P,S,T,M,VP SC	24+		
34404	BLOCKHOUSE BAY-LYNFIELD L C	08/04/1977	Active	8	2	2	0	0.00%	8	3	0		2	P,S,T,M,VP SC	6		
Exc Award (06/30/2020)																	
32749	BUCKLANDS BEACH	09/24/1976	Active	12	2	3	-1	-7.69%	13	17	1			P,S,T,M,VP SC	4		\$353.97
Exc Award (06/30/2023)																	
23102	CLEVEDON	06/27/1972	Active	6	0	1	-1	-14.29%	7	1	4		7	P,S,T,M,VP SC	15		
23198	COROMANDEL	03/03/1971	Active	22	2	1	1	4.76%	21	16	2			P,S,T,M,VP SC	7		
23103	DARGAVILLE	10/13/1965	Active	20	0	1	-1	-4.76%	21	1	0			P,S,T,M,VP SC	24+		
23104	DEVONPORT	05/17/1966	Active	7	0	0	0	0.00%	7		0		6	P,S,T,M,VP SC	24+		\$104.33
23105	EAST COAST BAYS	05/02/1962	Active	4	0	1	-1	-20.00%	5	6	9		5	P,S,T,M,VP SC	21		
23106	EDEN EPSOM L C	11/26/1964	Active	13	3	4	-1	-7.14%	14	31	1		2	P,S,T,M,VP SC	2		\$840.02
23110	HELENSVILLE	09/12/1962	Active	23	4	4	0	0.00%	23	16	0		3	P,S,T,M,VP SC	0		
Exc Award (06/30/2019, 06/30/2024)																	
23149	HENDERSON WEST AUCKLAND	08/18/1960	Active	17	3	2	1	6.25%	16	26	0			P,S,T,M,VP SC	8		\$580.67
23111	HIKURANGI	12/10/1963	Active	23	0	6	-6	-20.69%	29	7	0		3	P,S,T,M,VP SC	0		
Exc Award (06/30/2022)																	
23112	HOWICK	10/16/1961	Active	5	2	13	-11	-68.75%	16	22	0		None	P,S,T,M,VP SC	0		\$370.79
Exc Award (06/30/2018, 06/30/2023)																	



Club Health Assessment for District 202 K through June 2025

			Status	Membership						Reports					Finance	LCIF	
Club Number	Club Name	Charter Date		Current Member Count	YTD Members Added	YTD Members Dropped	YTD Net Growth	YTD Net Growth%	Member Count 12 Months Ago	Avg. length of service for dropped members	Months Since Last MMR ***	Yrs. Since Last Officer Report	President Rotation	Vice President Reported ****	Months Since Last Activity Report ***	Account Balance	Donations for current Fiscal Year
			Number of times on status quo within last two years	If below 15 members appears				If net loss is greater than 20% appears			If no report in 3 months appears in	When more than one year appears in	Number of repeat terms	Notes the officers that do not have an active	If no report at 12 months red		
23113	HUAPAI KUMEU L C	03/10/1970	Active	22	3	4	-1	-4.35%	23	34	0			P,S,T,M,VP SC	16		
23114	KAIKOHE	11/09/1965	Active	12	3	3	0	0.00%	12	7	8			P,S,T,M,VP SC	0		\$71.61
23115	KAITAIA	03/04/1964	Active	28	7	0	7	33.33%	21		0			P,S,T,M,VP SC	18		
23116	KAMO	05/31/1966	Cancelled(6*)	0	0	0	0	0.00%	0		12	1	None	P,S,T,M,VP SC	24+		
Exc Award (06/30/2019)																	
23090	LABASA	01/26/1972	Active(1)	13	3	0	3	30.00%	10		1		2	P,S,T,M,VP SC	13		
23119	MANGAKAHIA	12/01/1969	Active	20	0	3	-3	-13.04%	23	29	1			P,S,T,M,VP SC	24+		\$391.94
Exc Award (06/30/2018)																	
23121	MANGONUI	12/09/1963	Active	27	5	3	2	8.00%	25	4	1		3	P,S,T,M,VP SC	1		
Exc Award (06/30/2019)																	
39738	MARSDEN L C	04/01/1981	Active	22	1	2	-1	-4.35%	23	7	0		2	P,S,T,M,VP SC	2		
145013	Mercury Bay	02/03/2021	Active	21	3	3	0	0.00%	21	4	0			P,S,T,M,VP SC	0		
122590	Nadi	06/24/2014	Active	15	1	0	1	7.14%	14		0			P,S,T,M,VP SC	8		
23128	NEW LYNN	10/18/1961	Active	20	0	1	-1	-4.76%	21	9	3		3	P,S,T,M,VP SC	1		
23215	NGATEA	04/26/1965	Active	31	2	5	-3	-8.82%	34	7	0			P,S,T,M,VP SC	0		\$338.44
29154	OKAIHAU	04/04/1974	Active	21	2	0	2	10.53%	19		5			P,S,T,M,VP SC	0		\$58.58
23132	ONERAHI AND WHANGAREI HEADS	08/25/1972	Active	11	0	4	-4	-26.67%	15	8	0			P,S,T,M,VP SC	10		
Exc Award (06/30/2023)																	
42852	OPONONI & DISTRICT L C	06/30/1983	Active	17	0	5	-5	-22.73%	22	17	0		2	P,S,T,M,VP SC	12		\$312.22
Exc Award (06/30/2019)																	
23133	OREWA	06/23/1964	Active	51	8	6	2	4.08%	49	24	1		2	P,S,T,M,VP SC	0		\$372.31
Exc Award (06/30/2018, 06/30/2019, 06/30/20)																	
41930	PAGO PAGO	10/28/1982	Active(1)	28	1	2	-1	-3.45%	29	2	7		2	P,S,T,M,VP SC	9		
23136	PAKURANGA PANMURE	08/03/1960	Active	15	0	0	0	0.00%	15		12		3	P,S,T,M,VP SC	0		\$792.06
23137	PAPAKURA	10/05/1964	Active	8	0	2	-2	-20.00%	10	2	2		4	P,S,T,M,VP SC	2		\$42.39
Exc Award (06/30/2019)																	
36406	PAPAROA	12/29/1978	Active	20	5	5	0	0.00%	20	13	0			P,S,T,M,VP SC	15		\$114.25




Club Health Assessment for District 202 K through June 2025

			Status	Membership							Reports					Finance		LCIF
Club Number	Club Name	Charter Date		Current Member Count	YTD Members Added	YTD Members Dropped	YTD Net Growth	YTD Net Growth%	Member Count 12 Months Ago	Avg. length of service for dropped members	Months Since Last MMR ***	Yrs. Since Last Officer Report	President Rotation	Vice President Reported ****	Months Since Last Activity Report ***	Account Balance	Donations for current Fiscal Year	
			Number of times on status quo within last two years	If below 15 members appears					If net loss is greater than 20% appears			If no report in 3 months appears in	When more than one year appears in	Number of repeat terms	Notes the officers that do not have an active	If no report at 12 months red		
23138	PAPATOETOE	10/02/1961	Active	15	0	0	0	0.00%	15		2		3	P,S,T,M,VP SC	22			
145947	Pokeno and Districts	04/22/2021	Active	12	0	2	-2	-14.29%	14	4	0		3	P,S,T,M,VP SC	N/A			
23141	PUKEKOHE	10/02/1963	Active	21	4	4	0	0.00%	21	25	0			P,S,T,M,VP SC	0		\$496.55	
23143	REMUERA	09/09/1963	Active	22	1	2	-1	-4.35%	23	1	0		2	P,S,T,M,VP SC	7			
35968	RUAWAI	07/12/1978	Active	13	4	0	4	44.44%	9		1		2	P,S,T,M,VP SC	3			
Exc Award (06/30/2016, 06/30/2023)																		
23095	SUVA	06/10/1963	Active	8	0	1	-1	-11.11%	9	5	0		None	P,S,T,M,VP SC	24+			
23235	TE KAUWHATA & DISTRICTS	11/25/1969	Active	35	1	3	-2	-5.41%	37	3	0			P,S,T,M,VP SC	9			
35495	TUAKAU	04/24/1978	Active	16	1	8	-7	-30.43%	23	4	2			P,S,T,M,VP SC	3		\$95.10	
33184	TUTUKAKA COAST	12/31/1976	Cancelled(6*)	0	0	16	-16	-100.00%	16	19	1		None	P,S,T,M,VP SC	24+		\$127.16	
Exc Award (06/30/2018, 06/30/2019, 06/30/2020)																		
45013	WAIMAUKU	05/31/1985	Active	17	0	0	0	0.00%	17		1			P,S,T,M,VP SC	6			
23148	WAIPIU	08/02/1966	Active	73	20	5	15	25.86%	58	9	0		2	P,S,T,M,VP SC	4		\$20.00	
23151	WAIUKU	11/11/1965	Active	23	4	3	1	4.55%	22	2	1		2	P,S,T,M,VP SC	20			
23152	WARKWORTH	02/03/1966	Active	17	4	11	-7	-29.17%	24	27	0			P,S,T,M,VP SC	6		\$340.48	
Exc Award (06/30/2023)																		
53042	WARKWORTH KOWHAI COAST	05/01/1992	Active	19	3	2	1	5.56%	18	5	2		6	P,S,T,M,VP SC	6			
23153	WELLSFORD	10/10/1966	Active	26	6	2	4	18.18%	22	4	0		2	P,S,T,M,VP SC	24			
29753	WHANGAMATA	08/22/1974	Active(1)	24	0	6	-6	-20.00%	30	8	1		3	P,S,T,M,VP SC	1		\$1,356.74	
Exc Award (06/30/2019)																		
23154	WHANGAREI	11/29/1960	Active	20	5	2	3	17.65%	17	20	0		6	P,S,T,M,VP SC	24+		\$113.92	
Exc Award (06/30/2019)																		
96935	WHANGAREI HATEA	04/14/2006	Cancelled(6*)	0	0	0	0	0.00%	0		5	1	None	P,S,T,M,VP SC	16			
38196	WHANGAREI MID WESTERN	03/13/1980	Active	17	1	0	1	6.25%	16		10		2	P,S,T,M,VP SC	17			
23243	WHITIANGA	09/25/1965	Active	27	7	4	3	12.50%	24	5	0			P,S,T,M,VP SC	0		\$228.17	
Exc Award (06/30/2023)																		



Club Health Assessment for District 202 K through June 2025

			Status	Membership							Reports					Finance	LCIF
Club Number	Club Name	Charter Date		Current Member Count	YTD Members Added	YTD Members Dropped	YTD Net Growth	YTD Net Growth%	Member Count 12 Months Ago	Avg. length of service for dropped members	Months Since Last MMR ***	Yrs. Since Last Officer Report	President Rotation	Vice President Reported ****	Months Since Last Activity Report ***	Account Balance	Donations for current Fiscal Year
			Number of times on status quo within last two years	If below 15 members appears				If net loss is greater than 20% appears			If no report in 3 months appears in	When more than one year appears in	Number of repeat terms	Notes the officers that do not have an active	If no report at 12 months appears in red		

Clubs Cancelled Previous Fiscal Year – Clubs Cancelled within last 12 months may be reinstated

Club Number	Club Name	Charter Date	Current Status*	Cancellation Date
23122	MANUREWA	03/05/1964	Cancelled(6*)	07/29/2023

Current Total Clubs Count	YTD New Clubs Count	YTD Cancelled Clubs Count	YTD Net Club Gain	Current Total Members Count	YTD Add	YTD Drop	YTD Net Growth	YTD Net Growth %	Member Count 12 Months Ago	Average Member Count Per Club	% of Clubs with less than 20 members	% No MMR in 3 Months	% No Officer Report in 12 Months	% of Clubs with balance 90+ days	Number of Clubs in Status Quo	% Status Quo Clubs in Financial Suspension	Number of Cancelled Clubs	Average Cancelled Club Age	Members Lost Due to Cancellation	% of Clubs Cancelled for Non-Financial Reasons
55	1	3	-2	1,054	151	165	-14	-1.31%	1,068	19	51%	18%	0%	2%	0	0%	3	61	16	100%

* - P - Priority Club. Cancellation Reasons: 1-Objectives/conduct, 2-Non-active club, 5-Non-existing club, 6-Disbanding, 7-Merger, 8-Financial Suspension, 9-District/Multiple District Dues.

** - Abbreviation: P-President, S-Secretary, T-Treasurer, M-Member Chairperson, VP-First Vice President, MC-Communications Chairperson, SC-Service Chairperson

*** - Abbreviation: N/R - Never reported using the Lions Clubs website, N/A - Not applicable, No password registered for the Lions Clubs website.

**** - Abbreviation: N - New, IP - Immediate Past, R - Repeat.



Club Health Assessment for District 202 L through June 2025

			Status	Membership							Reports					Finance	LCIF
Club Number	Club Name	Charter Date		Current Member Count	YTD Members Added	YTD Members Dropped	YTD Net Growth	YTD Net Growth%	Member Count 12 Months Ago	Avg. length of service for dropped members	Months Since Last MMR ***	Yrs. Since Last Officer Report	President Rotation	Vice President Reported ****	Months Since Last Activity Report ***	Account Balance	Donations for current Fiscal Year
			Number of times on status quo within last two years	If below 15 members appears				If net loss is greater than 20% appears			If no report in 3 months appears in	When more than one year appears in	Number of repeat terms	Notes the officers that do not have appears in an active	If no report at 12 months red		
Clubs more than two years old																	
29780	BETHLEHEM - TE PUNA	08/22/1974	Active	17	0	4	-4	-19.05%	21	19	2		None	P,S,T,M,VP SC	2		\$178.31
	Exc Award (06/30/2016)																
23197	CAMBRIDGE	12/07/1961	Active	82	8	13	-5	-5.75%	87	6	0			P,S,T,M,VP SC	0		\$7,079.31
23199	EDGE CUMBE	09/10/1964	Active	24	1	0	1	4.35%	23		11			P,S,T,M,VP SC	24+		
35828	HAMILTON DINSDALE	06/19/1978	Active	26	7	4	3	13.04%	23	17	0		None	P,S,T,M,VP SC	0		\$285.62
	Exc Award (06/30/2023, 06/30/2024)																
23204	HAMILTON EAST HAMILTON	06/21/1965	Active	14	3	2	1	7.69%	13	9	0		4	P,S,T,M,VP SC	8		\$153.39
30114	HAMILTON SOUTH HAMILTON	01/06/1975	Active	0	0	18	-18	-100.00%	18	29	0		None	P,S,T,M,VP SC	24+		
35829	HAMILTON ST ANDREWS	06/14/1978	Cancelled(6*)	0	0	12	-12	-100.00%	12	30	0		None	P,S,T,M,VP SC	24+		\$101.81
36923	HINUERA-TE POI L C	04/09/1979	Active	31	0	2	-2	-6.06%	33	21	0		2	P,S,T,M,VP SC	0		\$178.20
23205	HUNTLY	01/31/1961	Active	23	6	2	4	21.05%	19	15	1			P,S,T,M,VP SC	24+		
23206	KATIKATI	11/10/1970	Active	40	7	5	2	5.26%	38	9	0		2	P,S,T,M,VP SC	0		\$735.29
	Exc Award (06/30/2016, 06/30/2017, 06/30/2020)																
33376	KIHIKIHI	02/23/1977	Active	27	0	2	-2	-6.90%	29	38	0		2	P,S,T,M,VP SC	2		\$316.50
23210	MATAMATA	12/04/1958	Active	28	0	5	-5	-15.15%	33	24	0		2	P,S,T,M,VP SC	0		\$282.58
	Exc Award (06/30/2022)																
23211	MORRINSVILLE	05/05/1959	Active	78	6	2	4	5.41%	74	24	0			P,S,T,M,VP SC	24+		\$596.18
	Exc Award (06/30/2022, 06/30/2023)																
37747	MOUNT PIRONGIA L C	11/30/1979	Active	16	0	4	-4	-20.00%	20	9	4			P,S,T,M,VP SC	0		\$238.47
23212	MT MAUNGANUI	06/21/1958	Active	18	3	1	2	12.50%	16	15	6		3	P,S,T,M,VP SC	24+		\$197.96
23214	NGARUAWAHIA	05/29/1963	Active(1)	10	10	15	-5	-33.33%	15	13	1		4	P,S,T,M,VP SC	14		
	Exc Award (06/30/2023)																
23216	NGONGOTAHA	10/12/1965	Active	0	1	9	-8	-100.00%	8	22	0		4	P,S,T,M,VP SC	13		
119728	North Hamilton	06/20/2013	Active	5	0	0	0	0.00%	5		12		5	P,S,T,M,VP SC	24+		
33625	OHAUPO-NGAHINAPOURI L C	04/04/1977	Active	19	2	2	0	0.00%	19	14	2			P,S,T,M,VP SC	19		\$114.25




Club Health Assessment for District 202 L through June 2025

			Status	Membership							Reports					Finance		LCIF
Club Number	Club Name	Charter Date		Current Member Count	YTD Members Added	YTD Members Dropped	YTD Net Growth	YTD Net Growth%	Member Count 12 Months Ago	Avg. length of service for dropped members	Months Since Last MMR ***	Yrs. Since Last Officer Report	President Rotation	Vice President Reported ****	Months Since Last Activity Report ***	Account Balance	Donations for current Fiscal Year	
			Number of times on status quo within last two years	If below 15 members appears				If net loss is greater than 20% appears			If no report in 3 months appears in	When more than one year appears in	Number of repeat terms	Notes the officers that do not have an active	If no report at 12 months appears in red			
23217	HOPE BEACH	06/19/1972	Active	24	6	2	4	20.00%	20	14	1		4	P,S,T,M,VP SC	24+		\$197.08	
46437	OMOKOROA AND DISTRICTS	06/26/1986	Active	23	3	6	-3	-11.54%	26	11	0			P,S,T,M,VP SC	0		\$199.11	
23218	OPOTIKI	06/19/1967	Active	17	2	1	1	6.25%	16	17	0		3	P,S,T,M,VP SC	24+		\$152.03	
	Exc Award (06/30/2016)																	
23219	OTOROHANGA	08/24/1964	Active	31	1	1	0	0.00%	31	20	1			P,S,T,M,VP SC	0		\$580.95	
23220	PAEROA	08/16/1960	Active	31	2	9	-7	-18.42%	38	19	0			P,S,T,M,VP SC	11		\$565.17	
37378	PAPAMOA	06/27/1979	Active	29	5	1	4	16.00%	25	28	1		None	P,S,T,M,VP SC	0		\$100.00	
	Exc Award (06/30/2023)																	
23222	PIO PIO	08/25/1972	Active	23	0	0	0	0.00%	23		5			P,S,T,M,VP SC	0		\$143.62	
154207	Pyes Pa Tauriko	04/18/2023	Active	35	16	3	13	59.09%	22	9	2			P,S,T,M,VP SC	0		\$192.33	
23224	RAGLAN	08/25/1972	Active	19	0	0	0	0.00%	19		13		4	P,S,T,M,VP SC	15			
29752	REPOROA	08/06/1974	Active	26	3	1	2	8.33%	24	6	0			P,S,T,M,VP SC	3		\$218.52	
32447	ROTORUA EAST	06/25/1976	Active	10	2	0	2	25.00%	8		0		3	P,S,T,M,VP SC	0			
	Exc Award (06/30/2018)																	
52797	ROTORUA SULPHUR CITY	04/07/1992	Active	16	0	1	-1	-5.88%	17	18	0			P,S,T,M,VP SC	14		\$137.12	
23227	TAHUNA & DISTRICTS L C	06/06/1973	Active	25	0	2	-2	-7.41%	27	39	0		None	P,S,T,M,VP SC	24+			
124149	Tamahere	02/09/2015	Active	23	5	0	5	27.78%	18		3		2	P,S,T,M,VP SC	15	90+ Days	\$224.80	
	Exc Award (06/30/2018)																	
23228	TANEATUA	11/21/1966	Active	18	0	2	-2	-10.00%	20	42	0		3	P,S,T,M,VP SC	N/R		\$118.87	
36404	TAUPO LAKELAND	12/29/1978	Active	18	5	4	1	5.88%	17	17	0			P,S,T,M,VP SC	1		\$312.22	
39562	TAUPO PAKEKE	03/05/1981	Active	25	2	5	-3	-10.71%	28	6	0		2	P,S,T,M,VP SC	0		\$565.17	
62821	TAURANGA CITY SUNRISE	02/28/2000	Active	25	3	2	1	4.17%	24	15	0			P,S,T,M,VP SC	0		\$237.75	
52524	TAURANGA HARBOUR	02/19/1992	Active	14	2	3	-1	-6.67%	15	18	0		None	P,S,T,M,VP SC	0		\$235.98	
23201	TAURANGA MOANA	10/14/1965	Active	27	1	8	-7	-20.59%	33	23	0			P,S,T,M,VP SC	24+		\$212.31	
	Exc Award (06/30/2016)																	
23231	TE AROHA	05/22/1962	Active	24	0	1	-1	-4.00%	25	2	1			P,S,T,M,VP SC	4		\$85.68	



Club Health Assessment for District 202 L through June 2025

			Status	Membership							Reports					Finance	LCIF
Club Number	Club Name	Charter Date		Current Member Count	YTD Members Added	YTD Members Dropped	YTD Net Growth	YTD Net Growth%	Member Count 12 Months Ago	Avg. length of service for dropped members	Months Since Last MMR ***	Yrs. Since Last Officer Report	President Rotation	Vice President Reported ****	Months Since Last Activity Report ***	Account Balance	Donations for current Fiscal Year
			Number of times on status quo within last two years	If below 15 members appears				If net loss is greater than 20% appears			If no report in 3 months appears in	When more than one year appears in	Number of repeat terms	Notes the officers that do not have an active	If no report at 12 months appears in red		
59319	TE AROHA MOUNTAIN	04/01/1997	Active	20	1	2	-1	-4.76%	21	2	2			P,S,T,M,VP SC	5		\$113.12
23232	TE AWAMUTU	05/01/1961	Active	24	0	0	0	0.00%	24		1			P,S,T,M,VP SC	0		\$224.80
	Exc Award (06/30/2024)																
23233	TE KUITI	09/17/1963	Active	11	2	0	2	22.22%	9		0			P,S,T,M,VP SC	3		\$536.74
	Exc Award (06/30/2023)																
53684	TE PUKE KIWI COAST	09/17/1992	Active	30	3	5	-2	-6.25%	32	16	0			P,S,T,M,VP SC	1		\$285.30
53372	TEAWAMUTU ROSETOWN	06/15/1992	Active	30	0	1	-1	-3.23%	31	27	0			P,S,T,M,VP SC	0		\$277.48
	Exc Award (06/30/2017)																
23238	TIRAU	11/27/1973	Active	34	7	4	3	9.68%	31	13	0			P,S,T,M,VP SC	0		\$190.20
23239	TOKOROA	08/09/1962	Active	30	2	2	0	0.00%	30	33	0		2	P,S,T,M,VP SC	24+		\$368.51
53130	TOKOROA & DIST L C	05/19/1992	Active	13	0	2	-2	-13.33%	15	2	3		None	P,S,T,M,VP SC	1		\$176.98
33186	TOKOROA CITY	12/31/1976	Active	34	7	4	3	9.68%	31	3	0			P,S,T,M,VP SC	24		\$1,983.80
	Exc Award (06/30/2016, 06/30/2019)																
23241	WAIHI	09/29/1965	Active	42	3	7	-4	-8.70%	46	4	0		2	P,S,T,M,VP SC	0		\$941.11
	Exc Award (06/30/2018, 06/30/2024)																
40376	WELCOME BAY L C	09/15/1981	Active	13	1	8	-7	-35.00%	20	12	0			P,S,T,M,VP SC	6		\$169.68
34228	WHAKATANE KOPEOPEO	06/28/1977	Active	23	2	2	0	0.00%	23	9	2			P,S,T,M,VP SC	0		\$259.58


Clubs Cancelled Previous Fiscal Year – Clubs Cancelled within last 12 months may be reinstated

Club Number	Club Name	Charter Date	Current Status*	Cancellation Date
40375	TE AWAMUTU PAKEKE	09/28/1981	Cancelled(6*)	12/29/2023

Current Total Clubs Count	YTD New Clubs Count	YTD Cancelled Clubs Count	YTD Net Club Gain	Current Total Members Count	YTD Add	YTD Drop	YTD Net Growth	YTD Net Growth %	Member Count 12 Months Ago	Average Member Count Per Club	% of Clubs with less than 20 members	% No MMR in 3 Months	% No Officer Report in 12 Months	% of Clubs with balance 90+ days	Number of Clubs in Status Quo	% Status Quo Clubs in Financial Suspension	Number of Cancelled Clubs	Average Cancelled Club Age	Members Lost Due to Cancellation	% of Clubs Cancelled for Non-Financial Reasons
51	0	1	-1	1,245	140	191	-51	-3.94%	1,295	24	37%	16%	0%	2%	0	0%	1	89	12	100%



Club Health Assessment for District 202 L through June 2025

			Status	Membership							Reports					Finance	LCIF
Club Number	Club Name	Charter Date		Current Member Count	YTD Members Added	YTD Members Dropped	YTD Net Growth	YTD Net Growth%	Member Count 12 Months Ago	Avg. length of service for dropped members	Months Since Last MMR ***	Yrs. Since Last Officer Report	President Rotation	Vice President Reported ****	Months Since Last Activity Report ***	Account Balance	Donations for current Fiscal Year
			Number of times on status quo within last two years	If below 15 members appears				If net loss is greater than 20% appears			If no report in 3 months appears in	When more than one year appears in	Number of repeat terms	Notes the officers that do not have an active	If no report at 12 months appears in red		

* - P - Priority Club. Cancellation Reasons: 1-Objectives/conduct, 2-Non-active club, 5-Non-existing club, 6-Disbanding, 7-Merger, 8-Financial Suspension, 9-District/Multiple District Dues.
** - Abbreviation: P-President, S-Secretary, T-Treasurer, M-Member Chairperson, VP-First Vice President, MC-Communications Chairperson, SC-Service Chairperson
*** - Abbreviation: N/R - Never reported using the Lions Clubs website, N/A - Not applicable, No password registered for the Lions Clubs website.
**** - Abbreviation: N - New, IP - Immediate Past, R - Repeat.



Club Health Assessment for District 202 M through June 2025

			Status	Membership							Reports					Finance	LCIF
Club Number	Club Name	Charter Date		Current Member Count	YTD Members Added	YTD Members Dropped	YTD Net Growth	YTD Net Growth%	Member Count 12 Months Ago	Avg. length of service for dropped members	Months Since Last MMR ***	Yrs. Since Last Officer Report	President Rotation	Vice President Reported ****	Months Since Last Activity Report ***	Account Balance	Donations for current Fiscal Year
			Number of times on status quo within last two years	If below 15 members appears			If net loss is greater than 20% appears				If no report in 3 months appears in	When more than one year appears in	Number of repeat terms	Notes the officers that do not have an active	If no report at 12 months red		
Clubs more than two years old																	
32296	AOTEA RAILWAY	05/25/1976	Active	13	7	4	3	30.00%	10	11	0		4	P,S,T,M,VP SC	0		\$893.91
127747	Aotearoa	06/07/2016	Active	1	0	8	-8	-88.89%	9	10	0		None	P,S,T,M,VP SC	17		\$7,026.61
23156	CARTERTON	09/18/1969	Active	27	1	4	-3	-10.00%	30	17	0			P,S,T,M,VP SC	10		
53016	CARTERTON CENTRAL	05/01/1992	Active	18	1	3	-2	-10.00%	20	23	2			P,S,T,M,VP SC	16		\$241.99
23157	DANNEVIRKE HOST	02/21/1962	Active	37	4	4	0	0.00%	37	6	0			P,S,T,M,VP SC	10		\$950.98
23159	EASTBOURNE	06/06/1972	Active	14	1	1	0	0.00%	14	6	0		6	P,S,T,M,VP SC	24+		\$633.38
23163	GISBORNE HOST	09/18/1961	Active	17	1	0	1	6.25%	16		11			P,S,T,M,VP SC	0		\$99.59
Exc Award (06/30/2023)																	
32750	GISBORNE WAINUI	09/09/1976	Active	20	2	4	-2	-9.09%	22	17	0		2	P,S,T,M,VP SC	1		\$883.46
Exc Award (06/30/2022)																	
23165	GREYTOWN	11/13/1972	Active	28	3	1	2	7.69%	26	0	0			P,S,T,M,VP SC	24+		\$166.42
23166	HASTINGS HOST	10/11/1961	Active	47	3	1	2	4.44%	45	4	3			P,S,T,M,VP SC	0		\$1,130.34
52874	HASTINGS PIONEER	04/14/1992	Active	23	0	8	-8	-25.81%	31	26	0		2	P,S,T,M,VP SC	0		\$182.88
Exc Award (06/30/2022, 06/30/2023)																	
23168	JOHNSONVILLE	03/25/1969	Active	25	6	1	5	25.00%	20	44	1			P,S,T,M,VP SC	0		\$176.98
Exc Award (06/30/2018, 06/30/2023)																	
66683	KAPAKAPANUI	10/09/2002	Active	19	2	2	0	0.00%	19	11	0		3	P,S,T,M,VP SC	1		\$169.68
Exc Award (06/30/2022, 06/30/2023)																	
23254	KAPITI	05/16/1963	Active	22	2	2	0	0.00%	22	3	0		6	P,S,T,M,VP SC	6		\$509.05
Exc Award (06/30/2024)																	
41388	KAPITI PAKEKE	05/25/1982	Active	13	2	0	2	18.18%	11		1		2	P,S,T,M,VP SC	0		
23169	KARORI	05/06/1969	Active	32	8	2	6	23.08%	26	18	0			P,S,T,M,VP SC	0		\$2,190.46
Exc Award (06/30/2016, 06/30/2017, 06/30/2020)																	
30619	LEVIN WAIIOPEHU	04/16/1975	Active	16	0	1	-1	-5.88%	17	4	0		2	P,S,T,M,VP SC	15		\$791.85
23170	LOWER HUTT HOST	12/07/1960	Active	22	3	5	-2	-8.33%	24	36	0			P,S,T,M,VP SC	1		\$1,873.34
Exc Award (06/30/2023, 06/30/2024)																	



Club Health Assessment for District 202 M through June 2025

			Status	Membership							Reports					Finance	LCIF
Club Number	Club Name	Charter Date		Current Member Count	YTD Members Added	YTD Members Dropped	YTD Net Growth	YTD Net Growth%	Member Count 12 Months Ago	Avg. length of service for dropped members	Months Since Last MMR ***	Yrs. Since Last Officer Report	President Rotation	Vice President Reported ****	Months Since Last Activity Report ***	Account Balance	Donations for current Fiscal Year
			Number of times on status quo within last two years	If below 15 members appears				If net loss is greater than 20% appears			If no report in 3 months appears in	When more than one year appears in	Number of repeat terms	Notes the officers that do not have an active	If no report at 12 months appears in red		
23258	MANA	12/12/1972	Active	34	5	1	4	13.33%	30	22	1			P,S,T,M,VP SC	0		\$175.75
	Exc Award (06/30/2016, 06/30/2018, 06/30/2020)																
23173	MARTINBOROUGH	02/15/1966	Active	33	1	6	-5	-13.16%	38	8	2			P,S,T,M,VP SC	24+		
23172	MASTERTON HOST	11/16/1957	Active	33	2	6	-4	-10.81%	37	7	0			P,S,T,M,VP SC	0		\$285.62
23174	NAPIER HOST	07/19/1961	Active	22	1	2	-1	-4.35%	23	22	0		2	P,S,T,M,VP SC	1		\$714.19
53060	NAPIER SPIRIT	05/08/1992	Active	14	0	6	-6	-30.00%	20	22	0		2	P,S,T,M,VP SC	0		\$95.39
23177	NORSEWOOD	12/29/1972	Active	23	2	0	2	9.52%	21		8		3	P,S,T,M,VP SC	12		\$136.70
23178	PAHIATUA	03/06/1963	Active	17	1	2	-1	-5.56%	18	31	0		2	P,S,T,M,VP SC	20		\$285.62
53371	PAHIATUA & WOODVILLE T DIST LC	06/15/1992	Active	18	1	0	1	5.88%	17		2			P,S,T,M,VP SC	0		\$285.62
23181	RIMUTAKA	09/29/1972	Active	15	0	1	-1	-6.25%	16	1	0			P,S,T,M,VP SC	13		\$298.09
29155	SILVERSTREAM	04/12/1974	Active	19	2	5	-3	-13.64%	22	4	0			P,S,T,M,VP SC	0		\$171.37
	Exc Award (06/30/2023)																
30744	TAKAPAU	05/12/1975	Active	25	1	6	-5	-16.67%	30	13	2			P,S,T,M,VP SC	8		\$142.81
23279	TAWA	02/16/1966	Active	18	0	3	-3	-14.29%	21	33	1			P,S,T,M,VP SC	12		
	Exc Award (06/30/2016)																
23281	WAIKANAE	07/12/1973	Active	51	5	7	-2	-3.77%	53	22	0			P,S,T,M,VP SC	0		\$976.13
	Exc Award (06/30/2023)																
23188	WAINUIOMATA	05/10/1965	Active	20	1	1	0	0.00%	20	6	3		2	P,S,T,M,VP SC	12		\$118.87
23189	WAIKAWA DISTRICT L C	05/16/1968	Active	22	6	5	1	4.76%	21	17	1			P,S,T,M,VP SC	13		\$119.96
53551	WAIROA LIGHTHOUSE	07/28/1992	Active	19	0	3	-3	-13.64%	22	6	0			P,S,T,M,VP SC	9		\$520.07
23192	WELLINGTON HOST	10/20/1958	Cancelled(6*)	0	0	0	0	0.00%	0		5		None	P,S,T,M,VP SC	24		
	Exc Award (06/30/2021, 06/30/2023)																
23194	WELLINGTON NORTH INC LC	05/16/1968	Cancelled(6*)	0	0	0	0	0.00%	0		2		None	P,S,T,M,VP SC	18		
23196	WOODVILLE	06/13/1966	Active	30	1	4	-3	-9.09%	33	16	0			P,S,T,M,VP SC	24+		



Club Health Assessment for District 202 M through June 2025

			Status	Membership							Reports					Finance	LCIF
Club Number	Club Name	Charter Date		Current Member Count	YTD Members Added	YTD Members Dropped	YTD Net Growth	YTD Net Growth%	Member Count 12 Months Ago	Avg. length of service for dropped members	Months Since Last MMR ***	Yrs. Since Last Officer Report	President Rotation	Vice President Reported ****	Months Since Last Activity Report ***	Account Balance	Donations for current Fiscal Year
			Number of times on status quo within last two years	If below 15 members appears				If net loss is greater than 20% appears			If no report in 3 months appears in	When more than one year appears in	Number of repeat terms	Notes the officers that do not have an active	If no report at 12 months appears in red		

Clubs Cancelled Previous Fiscal Year – Clubs Cancelled within last 12 months may be reinstated

Club Number	Club Name	Charter Date	Current Status*	Cancellation Date
53302	MASTERTON HOLDSWORTH	06/05/1992	Cancelled(6*)	07/29/2023

Current Total Clubs Count	YTD New Clubs Count	YTD Cancelled Clubs Count	YTD Net Club Gain	Current Total Members Count	YTD Add	YTD Drop	YTD Net Growth	YTD Net Growth %	Member Count 12 Months Ago	Average Member Count Per Club	% of Clubs with less than 20 members	% No MMR in 3 Months	% No Officer Report in 12 Months	% of Clubs with balance 90+ days	Number of Clubs in Status Quo	% Status Quo Clubs in Financial Suspension	Number of Cancelled Clubs	Average Cancelled Club Age	Members Lost Due to Cancellation	% of Clubs Cancelled for Non-Financial Reasons
35	0	2	-2	807	75	109	-34	-4.04%	841	23	43%	11%	0%	0%	0	0%	2	77	0	100%

* - P - Priority Club. Cancellation Reasons: 1-Objectives/conduct, 2-Non-active club, 5-Non-existing club, 6-Disbanding, 7-Merger, 8-Financial Suspension, 9-District/Multiple District Dues.

** - Abbreviation: P-President, S-Secretary, T-Treasurer, M-Member Chairperson, VP-First Vice President, MC-Communications Chairperson, SC-Service Chairperson

*** - Abbreviation: N/R - Never reported using the Lions Clubs website, N/A - Not applicable, No password registered for the Lions Clubs website.

**** - Abbreviation: N - New, IP - Immediate Past, R - Repeat.